

Riverside Ent.

Riverside Enterprises

Suite 2, 60 McCulloch Dr.
Espanola, Ontario P5E 1J1

Tel: 705-869-2447
1-800-431-5847

MWR RC

Municipal Waste & Recycling Consultants

9 East Industrial Road, P.O.Box 968
Blind River, Ontario P0R 1B0

Tel: 705-356-4118
1-800-430-7778

SORT IT OUT - RECYCLE IT RIGHT!

PLEASE DON'T RECYCLE:

- coffee cups
- diapers
- ceramics, dishes or window glass
- hazardous waste, (syringes, medicines)
- plastic pails with metal handles
- oil or antifreeze jugs
- styrofoam packing
- toys (plastic or other)

Please don't place any of the above items in your blue box.
When in doubt - leave it out!

NEW

5 Milk and Juice Cartons & Juice Boxes


- remove plastic caps and place loose in Blue Box
- remove any straws and put in garbage
- empty, flatten and place loose in Blue Box
- picked up with commingle



New!
Please Recycle
Your Milk Cartons
& Juice Boxes

1 Food, beverage and other metal cans

- empty, rinse and place loose in Blue Box
- empty, dry paint cans with lids removed



2 Glass food & beverage bottles, jars

- empty, rinse and place loose in Blue Box

3 Aluminum foil wrap & trays

- rinse, crumple foil
- rinse, crumple trays
- place loose in Blue Box



4 All rigid plastic containers

- only rigid food, beverage, personal, pet care, and detergent containers
- remove plastic caps and lids and place loose in Blue Box
- empty, rinse and place loose in Blue Box
- No.2 shopping bags, bagged & tied. Must display emblem



Check your plastic container for the sign...



BUT NOT PACKING STYROFOAM!

6 Newspapers, inserts, magazines, phone books, paperbacks, hardcover books & household print paper

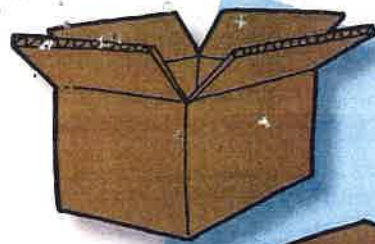
- bag and bundle together
- place bag or bundles inside or beside Blue Box if box is full



Place inside Blue Box, or beside if box is full.

STYROFOAM accepted in Blue Bins: meat trays, cups, plates, egg cartons and take-out food containers ONLY






7 Cardboard boxes with a "corrugated" waffle

- flatten, bundle, tie with string
- max size 75cm x 75cm x 20cm (30" x 30" x 8")



- place beside blue box
- no waxed, heavily coated, oily or soiled cardboard allowed



Depot Recycling

- please place product in correct bin
- milk and juice containers go with commingle
- flatten cardboard before placing in bin

Don't pile material in front of bin.

Please prepare your Blue Box correctly.

These items will not be collected:

- recyclables placed on top of or behind snow banks
- loose or oversized cardboard
- metal, plastics or glass containers **in a bag**
- glass mixed in with bagged cans and plastic

8 Boxboard single-layered boxes including cereal, tissue, detergent; also cardboard egg cartons & tissue cores

- remove liners
- flatten and stuff in another box (as shown)
- put inside or beside Blue Box



TIPS TO BEING A GOOD RECYCLER

DOs for your Blue Box

- ✓ Place containers **loose** in the Blue Box
- ✓ **Bag** or **tie** your paper
- ✓ Tie your cardboard in bundles no bigger than 75cm x 75cm x 20cm (30" x 30" x 8")
- ✓ Please empty and rinse all containers.

DON'Ts for your Blue Box

- ✗ Packing styrofoam, ceramics or dishes
- ✗ Garbage, food or hazardous waste in your box
- ✗ Oversized cardboard or cardboard stuffed inside another cardboard box
- ✗ Motor oil jugs